




Year 3 – Week beginning 1st June 2020

<p>Reading</p>	<ul style="list-style-type: none"> • Read for at least twenty minutes each day. • Complete one or more of the Reading Challenges on: https://authorfy.com/10minutechallenges/ • Different authors set their own 10-minute reading challenges. Example: Iszi Lawrence challenges you to create your own code and write secret messages of your own.
<p>Spelling</p>	<ul style="list-style-type: none"> • Identify and correct spelling mistakes – Choose one task to complete from the tasks provided. Use the Year 3/4 Spelling list on our learning page or an online dictionary to correct each mistake.
<p>Writing</p>	<ul style="list-style-type: none"> • Character Description – This week we would like you to try the Character Description unit (first 5 lessons) on Oak National Academy. This unit covers some retrieval and language reading skills, as well as developing the children's understanding and use of conjunctions. • The unit can be found on the following page below the poetry unit. https://www.thenational.academy/online-classroom/year-3/english#subjects • Writing Task – Write a character description of a Stone Age man, woman or child. Remember to draw your own picture or choose one online. Perhaps annotate the drawing with words or phrases before writing your description.
<p>Maths</p>	<ul style="list-style-type: none"> • Mental Maths – Practise times tables and number bonds. Suggested resources include: Hit the Button and Loop cards on www.topmarks.co.uk and https://trockstars.com/ • Angles and Shape - Complete sessions 1 to 5 on the Oak National Academy https://www.thenational.academy/online-classroom/year-3/maths#subjects • Problem solving – Complete any problem-solving task from the Year 3/4 home learning page on 'I See Maths'. http://www.iseemaths.com/lessons34/ • Alternative – If you have any problems with your internet connection during the week the children could practise telling the time, create symmetrical patterns in nature using sticks or stones or perhaps role play buying items from a shop.
<p>Curriculum Task</p>	<ul style="list-style-type: none"> • Art – Create a piece of art in nature and take a photo. We'd love to see what you come up with. If you're not sure what to do, look at the examples below: <div style="display: flex; justify-content: space-around; align-items: center;">    </div>