

Writing- year 2 week beginning 22nd June 2020.

This sequence is developed around short video: 'Something Fishy'. Children will write their own short story to accompany the film.

Teaching sequence:





- 1) Responding to the text
- 2) Write sentences using conjunctions
- 3) Build descriptive vocabulary

Lesson 4 and 5: Writing challenge

Lesson 1

Responding to the text

This sequence of learning will work best if you do not watch the video clip all the way through to begin with, but rather pause at certain points as indicated on each slide.

Key moment	What do you notice?	What might this tell us?
(14 secs) 	It has the word 'fishy' in the title	This might be a story about fish
(6 secs) 	The character is reading a book	She likes the book!
(12 secs) 	The character is yawning...	
(15 secs) 		

Lesson 2 Write sentences using conjunction.

Conjunctions are joining words that link together parts of a sentence
e.g. and, but , or, and because

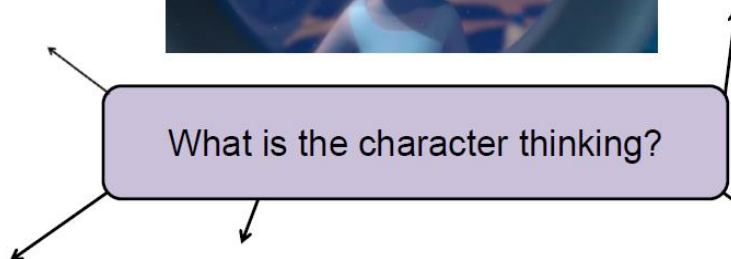
How was the character feeling up until this point?

Stop to discuss why they think the character's expression has changed.

Carry on watching up until **45 seconds**. Discuss what you think the main character is thinking. Write these at the end of each arrow from the picture below.

Write sentences using conjunctions to explain ideas

e.g. I think the character is surprised but also intrigued.



Lesson 3

Build descriptive vocabulary

Watch the film up until **1.15**. Use the below table to build a 'brick wall' of descriptive words.

Then write sentences to describe the world inside the washing machine using the words written in the table

e.g. Fishy socks zoom under the water as colourful turtles swim gracefully by.



fishy socks!

colourful turtles

turquoise waters

Lesson 4 and 5

Writing challenge

Re-watch the film and retell the story. Using the video clip as a guide, write a short story to accompany the film. You could re-tell the story as it is or write your own fantasy land of where a little boy or girl could go after entering the washing machine. Remember to include the following:

- A clear opening and closing
- Conjunctions (lesson 2) to link ideas and extend sentences
- Descriptive vocabulary (lesson 3)
- The correct order
- Accurately punctuated sentences

Challenge:

Explain the girl's reaction when the trouser 'shark' appears.