

## **Beegu- Reading tasks Week beginning 22.06.2020**

This sequence is developed around an extract from 'Beegu' by Alexis Deacon

Lesson sequence:

**1)Word Reading Pre-teach**

**2)Developing Fluency**

**3)Question & Discussion**

**4)Responding to the text**

If a copy of the text is available, follow these links:


[https://www.youtube.com/watch?v=OaX\\_zGZO0Y8](https://www.youtube.com/watch?v=OaX_zGZO0Y8)

### **1. Word Reading Pre-teach**

Practise reading these words from the book and discuss their meaning to support the comprehension of the text. How many syllables can the you identify in each word? Write down the meaning of each word.

Alone (a/lone) 2	Calling (call/ing) 2	Perfect (per/fect) 2
Unfriendly (un/friend/ly) 3	Hopeful (hope/ful) 2	Remember (re/mem/ber) 3


## 2. Developing Fluency




Read the text. What do you notice about Beegu?

Re-read words and read the sentences aloud several times; pausing, emphasising words and changing the volume and speed. Which way do you prefer reading and why?

## 3. Question & Discussion



<b>Q.1.</b>	How do you think Beegu is feeling?
<b>Q.2.</b>	How would you describe Beegu?
<b>Q.3.</b>	Why has the illustrator drawn Beegu's words using symbols?



<b>Q.1.</b>	How would you describe Beegu in the illustration?
<b>Q.2.</b>	What is Beegu feeling in both pictures? How do you know?
<b>Q.3.</b>	What does the word 'hopeful'? mean

#### 4. Responding to the text

Reread the pages of the book. Discuss both the text and the images. How do you think Beegu is feeling? Use the illustrations to help to make inferences. Re-read the pages with the speech bubbles. What do you think Beegu is saying? Consider Beegu's thoughts and feelings at the time.

