








## Year R – Week Beginning 1<sup>st</sup> June

<b>Reading</b>	<ul style="list-style-type: none"> <li>• Read for at least 15 minutes each day.</li> </ul>
<b>Handwriting</b>	<ul style="list-style-type: none"> <li>• Practise letter formation. Can you write your letters neatly on a line?</li> </ul>
<b>Phonics / Writing</b>	<ul style="list-style-type: none"> <li>• Activities to recap phase 3. We will be looking at phase 4 shortly but children need to be really secure on phase 3. They need to know the phonemes by reading them, when hearing them they should be able to point to the correct one. Here are a few more phase 3 phonemes to help children practise as well as tricky word activities. There are many practical activities children can do too if you are unable to print. Please see our class page for the resources.</li> <li>• <a href="https://new.phonicsplay.co.uk/resources/phase/2/buried-treasure">https://new.phonicsplay.co.uk/resources/phase/2/buried-treasure</a></li> <li>• Some fun activities to do with phase 3 phonemes.</li> </ul> <div data-bbox="286 552 456 847">  </div> <div data-bbox="501 552 801 847">  </div> <div data-bbox="831 552 1037 847">  </div> <div data-bbox="1055 552 1261 847">  </div> <div data-bbox="1283 552 1507 847">  </div> <div data-bbox="1525 576 1895 823">  </div> <div data-bbox="1917 488 2186 823">  </div>
<b>Maths</b>	<p>This half term we will be going back over all the different areas we have learnt this year and consolidating them ready for Year 1. This week it would be great if you could spend some time focusing on your numbers 1-20. We would love it if you could make sure your child can identify the numbers without support, order the numbers correctly, identify one more and one less than a given number and compare two numbers talking about which is the bigger number and which is the smaller number. Below are a few practical activities children can do, there is also a selection of different activities on our class page.</p> <ul style="list-style-type: none"> <li>- Number hunt around your house using numbers written on pieces of paper.</li> <li>- Can the children make their own number line, placing the numbers in the correct order.</li> <li>- Play a game of 'Which number is missing?'. Children lay their numbers out and an adult or family member removes one, can they identify which one is missing?</li> <li>- Play a game of 'I'm thinking of a number...which is one more than 10'. Children need to see if they can identify the number you are thinking of.</li> </ul>
<b>Curriculum Task</b>	<ul style="list-style-type: none"> <li>• After sharing all the stories, ask the children if they think it was helpful for Jesus to tell stories to help people to learn things. Do you think everybody found them helpful? Did everyone learn something? Choose your favourite and create a picture or create a storyboard to explain the story or design a 'Lost' poster.</li> <li>• Recently we have all been spending a lot of time at home with our families. It would be great if you could complete the 'Things I Like Worksheet' found on our class page. You can draw pictures of things you like, write words or even cut out pictures and stick them down. These could be things you like doing at home or look forward to doing when you go back to school. It would be great if you could put a photo of what you have done on Tapestry for us to see, we can then pass it on to your Year 1 teacher for them to see too!</li> </ul>