

# Kings Worthy Primary School







## Year 1 Writing Overview

### Persuade





### Inform

### Entertain

### Discuss

Autumn 1 All Around Us	Autumn 2 Memory Box Book box available in library	Spring 1 Magic Land of Three	Spring 2 Nature Detectives	Summer 1 Africa Book box available in library	Summer 2 Under the Sea Book box available in library
Learning Journey 1	Learning Journey 1	Learning Journey 1	Learning Journey 1	Learning Journey 1	Learning Journey 1
<p><b>Text Driver</b> <i>Welcome to Alien School</i></p>  <p><b>Purpose:</b> To inform</p> <p><b>Audience:</b> Year R, aliens, new visitors</p> <p><b>Outcome:</b> Children to write labels for the classroom and Woodland Walk based on if they had new visitors to the school.</p> <p><b>Parallel Texts</b> Whatever Next – Jill Murphy</p> <p><b>Drop in Writes</b> Links to reading 'alien' words Writing lists of things you need for school Captions for the Woodland Walk</p>	<p><b>Text Driver</b> <i>Traction Man</i></p>  <p><b>Purpose:</b> To inform</p> <p><b>Audience:</b> Smyth's Toy Store</p> <p><b>Outcome:</b> Children to design their own brand-new toy. They need to label their picture and write a caption about it. Extend children further by writing about their new toy.</p> <p><b>Parallel Texts</b> Toys in Space – Mini Grey Traction Man Meets Turbo Dog – Mini Grey Traction Man and the Beach Odyssey – Mini Grey</p> <p><b>Drop in Writes</b> Own story for their toy Write description of toy</p>	<p><b>Text Driver</b> <i>Goldilocks and the Three Bears</i></p>  <p><b>Purpose:</b> To inform</p> <p><b>Audience:</b> The police / the public</p> <p><b>Outcome:</b> Children to create a wanted poster for Goldilocks.</p> <p><b>Parallel Texts</b> Goldilocks and Just the One Bear – Leigh Hodgkinson Goldilocks – Alan Ahlberg</p> <p><b>Drop in Writes</b> Character description Story maps Recipes for making porridge just right</p>	<p><b>Text Driver</b> <i>Percy the Park Keeper</i></p>  <p><b>Purpose:</b> To entertain</p> <p><b>Audience:</b> To share with another year group.</p> <p><b>Outcome:</b> Children to write their own Percy the Park Keeper story. Use the Woodland Walk for inspiration.</p> <p><b>Parallel Texts</b> All of the Percy the Park Keeper Stories – make sure children are fully immersed in them.</p> <p><b>Drop in Writes</b> Help Percy plant some seeds – instructions for a plant sale. Write a letter to Percy</p>	<p><b>Text Driver</b> <i>Handa's Surprise</i></p>  <p><b>Purpose:</b> To entertain</p> <p><b>Audience:</b> Class book</p> <p><b>Outcome:</b> Innovate the story through story maps, children to rewrite the story, what can they change / add in. The story follows a repetitive structure.</p> <p><b>Parallel Texts</b> Handa's Hen – Eileen Browne Information texts about fruit / Africa</p> <p><b>Drop in Writes</b> Describing fruit Animal fact files</p>	<p><b>Text Driver</b> <i>The Rainbow Fish</i></p>  <p><b>Purpose:</b> To entertain</p> <p><b>Audience:</b> To new Year 2 teacher (so they can show them their amazing writing)</p> <p><b>Outcome:</b> Children to write their own story based upon The Rainbow Fish.</p> <p><b>Parallel Texts</b> Monty the Manatee – Natalie Pritchard</p> <p><b>Drop in Writes</b> Character description of the rainbow fish Book review Why it is important to share.</p>

Learning Journey 2	Learning Journey 2	Learning Journey 2	Learning Journey 2	Learning Journey 2	Learning Journey 2
<p><b>Text Driver</b> Stanley's Stick</p>  <p><b>Purpose:</b> To entertain</p> <p><b>Audience:</b> Each other</p> <p><b>Outcome:</b> Children to create list poems about sticks.</p> <p><b>Parallel Texts</b> Stick Man – Julia Donaldson Not a Stick – Antoinette Portis The Stick Book – Fiona Danks and Jo Schofield</p> <p><b>Drop in Writes</b> Describing their sticks Writing lists of what they need to decorate their sticks</p>	<p><b>Text Driver</b> Traction Man</p>  <p><b>Purpose:</b> To entertain</p> <p><b>Audience:</b> Year 1 peers</p> <p><b>Outcome:</b> Children to write their own rescue short story about an adventure of Traction Man (or their own toy) at school.</p> <p><b>Parallel Texts</b> Toys in Space – Mini Grey Traction Man Meets Turbo Dog – Mini Grey Traction Man and the Beach Odyssey – Mini Grey</p> <p><b>Drop in Writes</b> Describing traction man Story map</p>	<p><b>Text Driver</b> The Wolf's Story (visited in guided reading)</p>  <p><b>Purpose:</b> To entertain</p> <p><b>Audience:</b> Year 1 peers</p> <p><b>Outcome:</b> Children to write their own version of Little Red Riding Hood</p> <p><b>Parallel Texts</b> Red Riding Hood – Beatrix Potter Little Red Riding Hood – Lucy Rowland Little Red – Bethan Woolvin Little Red – Lynn Roberts</p> <p><b>Drop in Writes</b> Children could act out their stories in the Woodland Walk Children to verbally retell the story</p>	<p><b>Text Driver</b> Twist and Hop, Minibeast Bop!</p>  <p><b>Purpose:</b> To entertain / To inform</p> <p><b>Audience:</b> To be laminated and displayed around the minibeast hotel in the Woodland Walk</p> <p><b>Outcome:</b> Children to write an informative poem about minibeasts, what they look like and how the move.</p> <p><b>Parallel Texts</b> Various information texts about minibeasts</p> <p><b>Drop in Writes</b> Information page about minibeasts. Label a minibeasts</p>	<p><b>Text Driver</b> The Ugly Five</p>  <p><b>Purpose:</b> To inform</p> <p><b>Audience:</b> Marwell Zoo</p> <p><b>Outcome:</b> Children to create a poster about an African animal. They could choose one of the Ugly Five, or use a more familiar one to them.</p> <p><b>Parallel Texts</b> Information texts about African animals</p> <p><b>Drop in Writes</b> Write descriptions of the animals. Imagine the book was called 'The Ugly Six', draw and label a picture of what the other animal could be. Write some thought bubbles for the story.</p>	<p><b>Text Driver</b> Somebody Swallowed Stanley</p>  <p><b>Purpose:</b> To persuade</p> <p><b>Audience:</b> Government</p> <p><b>Outcome:</b> Children to write a letter to the government persuading them to help reduce the amount of plastic in our oceans.</p> <p><b>Parallel Texts</b> The Big Book of the Blue – Yuval Zommer Where's the Starfish – Barroux The Sea: Exploring Our Blue Planet – Miranda Krestovnikoff Alba the One Hundred Year Old Fish – Lara Hawthorne</p> <p><b>Drop in Writes</b> Posters to stop plastic use</p>

Learning Journey 3	Learning Journey 3	Learning Journey 3	Learning Journey 3	Learning Journey 3	Learning Journey 3
<p><b>Text Driver</b> Three Little Pigs</p>  <p><b>Purpose:</b> To entertain</p> <p><b>Audience:</b> Year R (perform the story to them and share their stories)</p> <p><b>Outcome:</b> Children to rewrite the story of the Three Little Pigs. Differentiate as much as possible, e.g. labelling pictures, captioning pictures, writing sentences.</p> <p><b>Parallel Texts</b> Different styles of The Three Little Pigs</p> <p><b>Drop in Writes</b> Children to verbally retell the story of the Three Little Pigs (Pie Corbett with actions). Children to write lists for the Three Little Pigs on what they might need to build their houses. Create a wanted poster for the wolf (describe him).</p>	<p><b>Text Driver</b> Snow in the Garden</p>  <p><b>Purpose:</b> To entertain</p> <p><b>Audience:</b> Year 1 peers</p> <p><b>Outcome:</b> Children to write list poems about autumn / winter. Use the poem 'Cold' as an example.</p> <p><b>Parallel Texts</b> Stick poems the children previously wrote. I Am the Seed That Grew the Tree – National Trust DK Trees, Leaves and Seeds: A Visual Encyclopedia Botanicum – Kathy Willis</p> <p><b>Drop in Writes</b> Shape poems about autumn / winter Labelling the objects found on an autumn walk</p>	<p><b>Text Driver</b> 500 Word Story Competition</p>  <p><b>Purpose:</b> To entertain</p> <p><b>Audience:</b> 500-word story judges, children in the class</p> <p><b>Outcome:</b> To write an entertaining story for the 500-word story competition. Obviously does not need to be 500 words for Year 1!!</p> <p><b>Parallel Texts</b> Read other winning stories from previous years.</p>	<p>-</p>	<p>-</p>	<p><b>Text Driver</b> The Big Book of the Blue</p>  <p><b>Purpose:</b> To inform</p> <p><b>Audience:</b> Year R</p> <p><b>Outcome:</b> Children to create an information book about some of the sea creatures that they saw on their aquarium visit.</p> <p><b>Parallel Texts</b> Various information texts about sea creatures.</p> <p><b>Drop in Writes</b> Write labels and captions for the aquarium Write a letter of thanks to the aquarium</p>