

Kings Worthy Primary School



Reception
New Parents Meeting

June 2022

Welcome

Who is Who?



Mrs Morgan
Acting Deputy
Headteacher
(Assistant Headteacher)



Mr Dodson
Headteacher



Miss Eggleston
Deputy Headteacher
(Maternity Leave)

Welcome

Who is Who?



Miss Hynes
Hedgehogs
Class teacher



Mrs Haydon
Hedgehogs



Miss King
Rabbits
Class Teacher



Mrs Silvester
Rabbits

Welcome

Who is Who?



Mrs Weatherup
SENCO



Miss Shuff
Pastoral Support
Worker and
Thrive



Mrs Hobbins
Emotional
Support Worker



Mrs Cregan
Business and
Admin Manager

Transition

What is Transition?

Transition is a process rather than an event.

If we get transition right, we have relaxed, happy children who learn more effectively.

Good relationships are at the heart of effective teaching and learning.

Who is transition for? Children, parents and staff

Why does transition matter?

Relaxed, confident
children learn more
effectively

Children of parents who
are relaxed and confident
learn more effectively

Better
outcomes


Effective support from
day 1

Staff are more confident
about how to meet need

Important Transition Dates

- ▶ Woodland Walk story time
- **Wednesday 29th June**
 - 14:30 – 14:55 - Hedgehogs
 - 15:00 – 15:25 - Rabbits
- **Monday 4th July 14:30 – 15:00**
 - 14:30 – 14:55 – Rabbits
 - 15:00 – 15:25 - Hedgehogs

Full time vs Part time



- All children are legally entitled to begin school full time, however, we recommend the following entry pathway to ensure a smooth and calm start to school for all:

Tuesday 6th September	<p>Children in Hedgehogs Class - 09:30 – 11:30 accompanied by one adult Children in Rabbits Class 13:00 – 15:00 accompanied by one adult</p> <p>All of the Early Years team will be on hand in the morning and afternoon to answer any further questions you may have.</p> <p>This accompanied session will allow the children an opportunity to meet other children in their class while you are also there with them. You are also able to meet other parents of children in the class. We feel that this session will be an essential step as part of their transition. Parents of twins in different classes, if it is easier, you may select one of the sessions to attend.</p>
Wednesday 7th September	<p>All children in mornings only, 8:45am – 11:45am</p> <p>In order for us to be able to spend some time with you and your child on arrival during their first day at school, we would like to stagger their arrival time. This will be between 8:45am and 9:15am, starting at 8:45am for children with older siblings in school. We will let you know at your initial home visit your child's arrival time for the first day.</p>
Thursday 8th September	<p>Children born between 01.09.17 – 31.03.18: stay for lunch, 8:45am -1:00pm Children born between 01.04.18 – 31.08.18: morning only, 8:45am – 11:45am</p>
Friday 9th September	<p>Children born between 01.09.17 – 31.03.18: morning only, 8:45am – 11:45am Children born between 01.04.18 – 31.08.18: stay for lunch, 8:45am -1:00pm</p>
Monday 12th September	<p>All children stay for lunch 8:45am - 1:00pm and children who are ready to, to stay full time.</p>

Key Person



- ▶ Each child will be assigned a key person.
- ▶ Your child's key person will be determined after the children have settled in.
- ▶ Family Time

Early Years Foundation Stage



Statutory framework for the early years foundation stage

Setting the standards for learning,
development and care for children from
birth to five

Published: 31 March 2021

Effective: 1 September 2021

- ▶ 7 areas of learning.
- ▶ Taught through a mixture of 'child initiated' play and 'adult directed' sessions.

Learning and Development: Prime Areas

Communication and Language

Physical Development

Personal, Social and Emotional Development

Learning and Development: Specific Areas


Literacy

Mathematics

Understanding the World

Expressive Arts and Design

Characteristics of Effective Learning



Playing and Exploring Engagement

Finding out and exploring
Playing with what they
know
Being willing to 'have a
go'

Active Learning Motivation

Being involved and
concentrating
Keeping trying
Enjoying achieving what
they set out to do

Creating and Thinking **Critically** Thinking

Having their own ideas
Making links
Choosing ways to do
things

Characteristics of Effective Learning:

Be the Best you Can Be

► Learning how to be an effective learner



Belong

Polite
Kind
Safe
Sensible



Enjoy

Thoughtful
Friendly
Work together
Sharing



Succeed

Listen
Reflect
Good choices
Show Curiosity



Try

Persevere
Concentrate
Follow instructions
Help each other

Behaviour and Rewards

- ▶ Great, Superstars and Stop and Think
- ▶ Outstanding Certificates
- ▶ Best Learner
- ▶ Celebration Assembly Certificates
- ▶ House Points



Ways We Learn

Learning Time: Learning Through Play

- ▶ Discovery Learning Time
- ▶ Children explore planned learning; adults and enhancements extend them to build concepts and skills further
- ▶ Planned learning set up in the environment - linked to the children's interests and next steps in learning
- ▶ Practise skills taught in adult led sessions
- ▶ Woodland Walk morning – every week, **day TBC**

Outside Learning Environment










Ways We Learn Experiences

- ▶ Experiences within the local environment
- ▶ Visitors with specific jobs
- ▶ Visitors with special skills
- ▶ Outside



Hygge






Learning Journals

A record of your child's learning in Reception

- ▶ Pieces of learning e.g. paintings, drawings
- ▶ Observations – Tapestry
- ▶ Information from Home – photographs, tapestry

Tapestry

- ▶ Available as a free app for Apple/Android or online at eylj.org
- ▶ Provide your email address to school to be assigned a login in the first term
- ▶ View your child's journal and make comments
- ▶ Add moments from home



How you can help:

Encouraging independence is the best way to prepare your child for school

- ▶ Teach your child to recognise their name.
- ▶ Teach your child how to put on and take off their coats and jumpers independently – talk them through the process at first.
- ▶ Practise using the toilet and washing hands independently.
- ▶ Practise putting on shoes and wellies independently.
- ▶ Name writing – don't panic!

Top Tips for September:


- ▶ PE doesn't start until after October half term
- ▶ **LABEL ALL UNIFORM** - including socks, coats and shoes.
- ▶ Velcro shoes
- ▶ Zipped coats not buttons
- ▶ Spare clothing in school
- ▶ Wet weather gear and wellies
- ▶ Book bag, water bottle (no backpacks)

First Day

What do I need?

- ▶ Water bottle
- ▶ PE bag (full PE kit not needed until after half term but spare clothes essential)
- ▶ Book bag
- ▶ Pop into class





Skoolkit – www.skoolkit.co.uk

Girls

- ▶ Grey/black skirt or pinafore (no leggings underneath) or grey/black trousers
- ▶ Green check or striped dress in summer
- ▶ White shirt / white polo shirt / school polo shirt with logo
- ▶ Green cardigan or sweatshirt with logo / plain bottle green cardigan or jumper
- ▶ Plain white or grey socks or grey/green/black tights

Boys

- ▶ Grey/black trousers (shorts in summer)
- ▶ White shirt / white polo shirt / school polo shirt with logo
- ▶ Green sweatshirt with logo / plain bottle green jumper
- ▶ Plain dark socks

Second –Hand Uniform Sale – Wednesday 29th June


PE Kit

- ▶ A school PE t-shirt in your child's house colour (Arundel – yellow, Carisbrooke – red, Portchester – purple, Windsor – blue)
- ▶ White, navy or black shorts
- ▶ Socks
- ▶ Plimsolls / trainers (not needed until after Easter)

PE Kit is not needed until after October half term

Woodland Walk

- ▶ Warm clothes always
- ▶ Waterproof coat / all in one
- ▶ Wellington boots (these live at school)
- ▶ Hat, scarves, gloves for colder days
- ▶ Black leggings / jogging bottoms (children can wear all day)





School Lunches



<https://www.hants.gov.uk/educationandlearning/hc3s/education-catering/specialdiets>

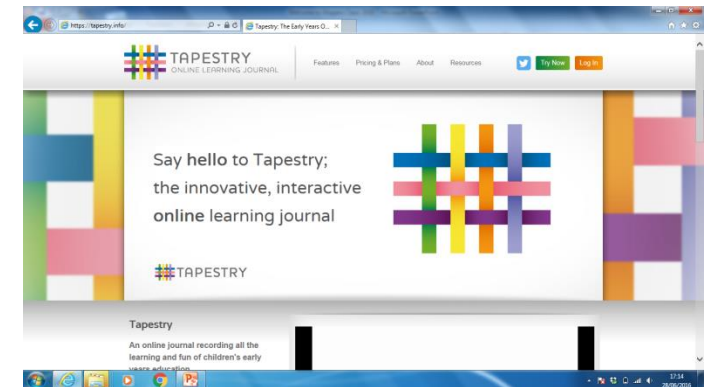
Supporting Your Child's Learning in School

How you can help:


- ▶ Talk to them! Ask them open ended questions, ask them to expand or explain – “Tell me more about...” “How do you know?”
- ▶ Play board games, encourage turn taking, help them learn how to lose at games
- ▶ Encourage independence and perseverance
- ▶ Count everything!
- ▶ Hear them read / read to them as often as you can (4+ times a week), talk to them about the books they have read and ask them questions.
- ▶ Encourage mark making – drawing, chalking etc.
- ▶ Support them to hold a pen/pencil correctly
- ▶ Praise their efforts and positive behaviour specifically, “I like the way you...”

Reporting to Parents

- ▶ Tapestry
- ▶ Parents Evening (November and March)
- ▶ Reports (end of the year)
- ▶ Open Door Policy
- ▶ Termly Newsletters
- ▶ Stay and Play sessions
- ▶ Parent information sessions



Stay and Play



- ▶ Autumn 2, spring 1, spring 2, summer 1 and summer 2
- ▶ Opportunity for you child to share with you their favourite activities
- ▶ Play in small groups with your child
- ▶ Learn new games that you could use to support your child at home
- ▶ 08:45 – 09:45 and days rotate depending on the half term
- ▶ Not in the first week back after a half term



Sign up for a slot:

Thursday 1st, Friday 2nd and Monday 5th September

Great for:

- ▶ Getting to know you and your child.
- ▶ Information sharing
- ▶ Opportunity for you to ask questions
- ▶ Meeting key adults
- ▶ Share staggered start times for the first day: 8:45, 9:00 or 9:15
- ▶ Scrapbook



What Can I Include in Their Scrapbook

- ▶ Family photographs / people who are special to them (please label)
- ▶ Pictures of things they like to do and play with
- ▶ Things that interest them
- ▶ Special memories
- ▶ Their own drawings
- ▶ Special days out that you had over the summer
- ▶ Be as creative as you like

Please give to us on your home visit

Year 6 Buddies





- ▶ Year 6 children are chosen to be buddies and are assigned a pupil from Year R
- ▶ Within their first few weeks, they come to play, help take them to lunch and play with them on the playground
- ▶ Throughout the year they also help during events e.g. sports day

PTFA



Breakfast Club and After School Club



extendedday@kingsworthy.hants.sch.uk

Useful Websites

<https://tapestryjournal.com/>

<https://hungrylittleminds.campaign.gov.uk/>

<https://www.bbc.co.uk/tiny-happy-people>

<https://www.foundationyears.org.uk/wp-content/uploads/2018/11/what-to-expect-when-1.pdf>